



# CREGG Medical

MEDICAL EQUIPMENT SOLUTIONS FOR YOU



## PRODUCT BROCHURE 2023

**Pressure Care**

**Prevention and  
Therapy Specialists**



# About CREGG Medical

CREGG Medical is a part of the CREGG Group which is in existence since 1993 and celebrates its 30 Year Anniversary in 2023.

The CREGG Group has grown to its current strong position by offering a diverse range of products and services (Care Services, Medical Products, Recruitment/Talent Acquisition, Coaching, Construction, Office rental etc.) to a broad customer base across both the Public and Private sectors.

In 2013 we setup CREGG Medical to complement our already existing businesses at that time to deliver a broad range of Class 1 & Class 2 Medical Devices to the Healthcare sector and Private individuals.

We at CREGG Medical are known for our high quality cost effective products and our exceptionally strong and highly responsive customer focused care.

The CREGG Group has offices in Shannon (Head Office), Galway, Cork, Roscommon, Limerick and Athlone.

## Our VALUES



PEOPLE



EXCELLENCE



RELATIONSHIPS

We value our customers as people and treat them with Respect, Compassion and Dignity.

We act with the highest of integrity and guarantee high quality products and services.

We value our relationships with our customers and strive in developing long lasting relationships with those we serve.



# Contents

Products	Page
Overlays	4
Foam Mattresses	6
Dynamic Air Mattresses	10
Hybrid Mattresses	14
Bariatric Mattresses	16
Beds	20
Bed Accessories	24
Cushions	26
Bedding and Washables	31
Daily Living Aids	36
Transfer Aids	41
Hoists	44
Slings	48
Wheelchairs	52
Fall Management	54
Seating	56
Tough Furniture	60

Elatex Combi



The novacare® Elatex Combi is a care overlay for the treatment and prophylaxis of decubitus. It is intended for use in household, nursing and clinical areas.

It can be used in standard beds, although it is best suited for use in hospital or care beds. Use in beds with adjustable sleeping surfaces is also possible. The novacare® Elatex Combi is an anti-decubitus overlay made of silicoized hollow polyester fibers and an Elatex foam combined to an overlay. The choice of materials and the type of construction meet the requirements for an anti-decubitus overlay in terms of functionality, medical efficacy and patient safety.

Specification

Weight	5,6 kg
Dimensions	200 x 90 x 15 cm Cover
Materials	52% Polyester / 48% Polyurethane
Anti-Decubitus overlay	65"% Cotton, 35"% Polyester, siliconized hollow polyester fibers
Foam layer	33 kg/m³ , 5 cm hight, Elatex foam

Trinity Plus Overlay



Visco elastic foam mattress overlay

2-way stretch, waterproof, vapour permeable PU cover Improving patient comfort and maintaining skin integrity by reducing shear and friction forces whilst aiding infection control.

High frequency welded seams and a fully concealed zip which reduces the possibility of fluid ingress to aid infection control.

Specification

Max user weight	135Kg / 21 stone
Product weight	3Kg - 8.5Kg
Dimensions single	86 x 198 x 10cm (34 x 78 x 4")
Dimensions double	137 x 198 x 10cm (54 x 78 x 4")
Fire retardancy	BS7177 Crib 5
Warranty	2 years



Alerta Sensaflex 1000



ALT-1000 – Alerta Sensaflex 1000 – a high risk profiling foam mattress built with castellated foam. The sophisticated mattress design provides effective comfort, care and pressure redistribution for users in hospital, nursing and care home environments.

To launder the cover in a washing machine, set the main wash to 65°C for no less than 10 minutes or 95°C for no less than 3 minutes. The cover can be tumble dried on low heat and the temperature must not exceed 60°C. The foam can be autoclaved at 134°C.

Specification

Mattress dimensions	198 x 90 x 14 cm (78 x 35.5 x 5.5")
Max load capacity	180kg (397lb)
Min load capacity	40kg (88lb)
Fire retardancy	BS7177 Crib 5

- Multi-stretch and vapour permeable PU cover
- Water resistant and machine washable cover
- Antimicrobial cover with white underside

Carefree

Pressure reducing foam mattress replacement



The Carefree replaces a standard mattress. It comprises of castellated foam to help provide pressure reduction.

The mattress replacement is ideal for patients considered to be up to high risk of pressure ulcer development and can be used in a community and long term care setting.

Available in single and double sizes to provide flexible care options.

2-way stretch, waterproof, vapour permeable PU cover Improving patient comfort and maintaining skin integrity by reducing shear and friction forces whilst aiding infection control.

A toughened PU base protects the mattress when used on an electric bed.

Specification

Max user weight	260 kg / 41 stone
Product weight	8Kg
Dimensions	36 x 78 x 6" Single 54 x 78 x 6" Double
Fire retardancy	BS7177 Crib 5
Warranty	2 Years

Community Plus Mattress



The Community Plus Mattress is a higher quality mattress but remains very cost-effective.

The mattress foam is thicker than the Community mattress and is highly resilient, providing better pressure distribution and extra comfort.

Comes complete with a four-way stretch, antibacterial, water resistant and washable PU coated cover.


Additional sizes available on request.

Specification

Mattress dimensions	2000 x 900 x 150 mm
	2000 x 1200 x 150 mm
	1900 x 900 x 150 mm
Mattress weight	8.5 Kg
Max user weight	190 kg / 30 stone
Waterflow score	15 - 19
Foam density range	31 - 34 kg/m <sup>3</sup>
Foam hardness range	100 - 130N
Fire retardancy	BS7177 Crib 5

Trinity Plus Premier

Visco elastic foam mattress replacement



The Trinity Plus Premier replaces a standard mattress. It comprises of a castellated visco elastic foam insert to provide pressure redistribution by conforming to a users weight and temperature.

The mattress also features a reinforced base and side wall.


The mattress replacement is ideal for patients considered to be up to very high risk of pressure ulcer development and can be used in a community and long term care setting.

Available in single and double sizes to provide flexible care options.

Specification

Max user weight	260Kg / 41 stone
Product weight	13Kg
Dimensions single	91 x 198 x 16cm (36 x 78 x 6")
Dimensions double	137 x 198 x 16cm (54 x 78 x 6")
Fire retardancy	BS7177 Crib 5
Warranty	2 years

Heritage II Digital Turn



The Heritage II Digital Turn Dynamic Mattress Replacement system provides very high optimal therapy for the prevention and treatment of pressure ulcers in any care environment. Manual turning of patients can be intrusive, especially during the night and often results in disturbed sleep.

The Heritage II Digital Turn mattress can reduce the care package required. The mattress has the option of right and left or bilateral turn to assist in a manual or provide automatic turning at variable times between 10 - 30 minutes

Specification

Max user weight	240 kg / 40 stone
Product weight	7.4kg
Mattress dimensions	2000 x 890 x 200 mm
PU dimensions	360 x 130 x 230 mm
Cell material	Nylon PU
Cover material	Polyester PU
Cycle time	10 / 15 / 20 / 25 / 30 mins (2 cell cycle)
Warranty	2 years

Tamora Plus II Digital

Dynamic Mattress Replacement



Features

Mattress

- Integral 2" foam base
- Static head cells
- Premium quality TPU coated nylon cells
- CPR release valve
- Strong cell retention knitted bands
- Maximum patient weight 200kg / 31.5 stone

Cover

- Soft, waterproof vapour permeable PU cover
- 360 degree zipper
- Welded seams and enclosed zip
- Integral covered air pipe
- Cable management system

Specification

Max user weight	200 kg / 31.5 stone
Product weight	8.9 kg
Mattress dimensions	2000 x 850 x 180 mm
PU dimensions	320 x 130 x 230 mm
Cell material	TPU
Cover material	Polyester PU
Cycle time	10 / 15 / 20 / 25 / 30 mins (2 cell cycle)
Warranty	2 years



Tamora III Advance

Dynamic Mattress Replacement



Features

Cover

- Soft, waterproof vapour permeable PU cover:
- 360 degree zipper
  - Welded seams and enclosed zip
  - Integral covered air pipe
  - Cable management system

Mattress

- Cell-on-cell construction
- Static head cells
- Low air loss - Micro-climate control
- CPR Valve
- Durable cell retainers
- Maximum patient weight 255kg / 40 stone

Specification

Max user weight	255 kg / 40 stone
Product weight	10.4kg
Mattress dimensions	2000 x 900 x 200 mm
PU dimensions	360 x 130 x 230 mm
Cell material	TPU
Cover material	Polyester PU
Cycle time	10 / 15 / 20 / 25 / 30 mins (1 - 3 cell cycle)
Warranty	2 years

ASX Digital



Specification

The ASX digital 6-inch mattress system is suitable for the prevention and treatment of pressure ulcers up to and including grade IV according to EPUAP.

This system can be used with any conventional mattress, or when a safety mattress is inserted into the integrated base pocket, as a complete replacement system.

Max user weight	200 kg / 32 stone
Product weight	7.2kg
Mattress dimensions	2000 x 880 x 155 mm
PU dimensions	300 x 180 x 120 mm
Cell material	PU Nylon
Cover material	PES Polyurethane
Warranty	2 years

Alerta Sensaflo-hybrid



The Alerta Sensaflo Hybrid is the world’s first 4 in 1 hybrid mattress with foam-filled air cells, SensaGel adaptive foot cells and 150mm (6”) deep air cells for effective prevention and treatment of users up to very high risk of developing a pressure ulcer.

Specification

Mattress dimensions	198 x 90 x 15 cm (78 x 35 x 6”)
Mattress Weight	15.5kg (34lb)
Cell Structure	Foam-filled air cells and SensaGel adaptive foot cells
CPR	Quick release
Max Load	250kg (551lb)
Heel function	4 adaptable individually removable gel-foam cells

Diversi-foam hybrid

Bariatric mattress replacement system



The Diversi-foam bariatric mattress replacement hybrid system combines static and dynamic alternating mattress technology.

The design provides highly effective care and protection for patients up to a very high risk of pressure ulcer development when in dynamic mode and up to high risk when in static mode.

Features

Mattress

- 7 pairs of air cells
- Static head cells
- Dual cells (foam within the air cell)
- CPR release valve
- TPU air cells
- Foam mattress walls with cutouts
- Maximum patient weight 380kg / 60 stone

Specification

Max user weight	380 kg / 60 stone
Product weight	25 kg
Mattress dimensions	1980 x 1200 x 150 mm
PU dimensions	265 x 175 x 90 mm
Cell material	TPU
Cover material	Polyester PU
Cycle time	12 mins (1 - 2 cell cycle)
Warranty	2 years



Alerta Bariatric 2

ALT-9300 – Alerta Bariatric 2

A replacement alternating pressure relieving mattress system with cell-on-cell air cells, a static base section and an in-use height of 10” for effective prevention and treatment of bariatric users up to very high risk of developing a pressure ulcer in hospital, nursing and care home environments.



Key Features

- 350kg weight capacity
- Pillow function
- CPR release
- Anchoring straps for securing to bed
- Robust pump connection
- Transport mode
- Individually removable heel cells to create zero pressure under the heel
- Seat inflation feature for additional support when sitting upright
- Digital user weight input

Specification

Mattress dimensions	200 x 120 x 25 cm (78.5 x 47 x 10")
Mattress Weight	12.5kg (27.6lb)
Cell Structure	Cell-on-cell
CPR	Quick release toggle
Max Load	350kg (772lb)
Heel function	3 x heel cells with one way valves

Carefree Bariatric

Pressure reducing foam mattress replacement



The Carefree Bariatric replaces a standard mattress. It comprises of a foam insert to help provide pressure reduction and features a reinforced core, base and side wall.

The mattress provides comfort and protection for the larger patient weighing up to 318kg/ 50 stone.

2-way stretch, waterproof, vapour permeable PU cover - Improving patient comfort and maintaining skin integrity by reducing shear and friction forces whilst aiding infection control.

Specification

Max user weight	318 kg / 50 stone
Mattress dimensions	122 x 198 x 20cm (48 x 78 x 8")
Product weight	32kg
Fire retardancy	BS7177 (Crib 5 Composite)
Warranty	2 years

Heritage II Bariatric

Bariatric Dynamic Mattress Replacement



The Heritage II Bariatric dynamic mattress replacement provides optimal care for patients weighing up to 350kg / 55 stone.

With a 1200mm width surface and comfort control features the Heritage II Bariatric provides comfortable care options for larger patients considered to be up to a very high risk of pressure damage.

Specification

Max user weight	350 kg / 55 stone
Mattress dimensions	2000 x 1200 x 200mm
Power unit dimensions	360 x 130 x 230mm
Product weight	0.9kg Mattress 4.6kg Power Unit
Cell material	TPU
Cover material	Polyester PU
Cycle time	10 / 15 / 20 / 25 / 30 mins (2-cell cycle)
Classification	EN 60601-1 EN 60601-1-2
Warranty	2 years

Trinity Plus Bariatric

Pressure reducing visco elastic foam mattress replacement



The Trinity Plus Bariatric replaces a standard mattress. It comprises of a visco elastic foam insert to provide pressure redistribution by conforming to a users weight and temperature.

The mattress also features a reinforced core, base and side wall and provides comfort and protection for the larger patient weighing up to 318kg/ 50 stone.

The bariatric mattress replacement is ideal for patients considered to be up to a very high risk of pressure ulcer development and can be used in a community and long term care setting

Specification

Max user weight	318 kg / 50 stone
Mattress dimensions	122 x 198 x 20cm (48 x 78 x 8")
Product weight	32kg
Fire retardancy	BS7177 (Crib 5 Composite)
Warranty	2 years

Lomond Standard



The Alerta Lomond Standard Bed provides the perfect balance between budget, functionality and quality, and comes with the added benefit of Trendelenburg and reverse Trendelenburg tilting feature.

The bed has a 3 year warranty on the bed frame and 2 years on the motors and electrics. It can be dismantled for storage or transporting and is available in Oak and Walnut wood finish.

Specification

Max. Safe Working Load	200 kg
Height Adjustment	40 - 80 cm
Outer Dimensions	102 x 213 cm

Lomond Floor



The Alerta Lomond Floor 2 Bed is a unique ultra-low bed for pioneering user safety and care.

It has all the features of the Lomond Low and comes with the added benefit of its height ranges going down to just 9cm from the ground, and auto regression backrest. This facilitates the most specific and complex care requirements, while also reducing impact if the user rolls out of bed

Specification

Max. Safe Working Load	200 kg
Height Adjustment	9 - 70 cm
Outer Dimensions	102 x 213 cm
Mattress Platform Dimensions	90 x 200 cm



Cura Community

Electric profiling bed



Features

- 4-section electric profiling with variable height control adjustments
- Autoregression backrest
- Trendelenburg and reverse trendelenburg
- Integral bed extension of 140mm
- Handset control with function lockout
- One-button auto-contour positioning
- Bed easily disassembles into 4 parts for improved transport and installation access
- Compact transport and storage system
- Convenient transport bracket storage underneath bedframe
- Bed platform can be positioned at a height of 340mm above floor level
- Powered calf lift
- Mattress retainers
- Slatted mattress platform
- Excellent ground clearance
- Easy to operate individually braked castors
- Optional battery back-up
- Fitted with quality Linak controls and push only actuators

Specification

Height max	740 mm
Height min	340 mm
Trendelenburg	12 degrees
Reverse Trendelenburg	12 degrees
Safe working load	250kg / 39 stone
Max patient weight	215kg / 34 stone

Soprano

Ultimate Bariatric Bed



Features

- Electric profiling with variable height control and adjustment
- Auto-regression backrest
- Auto-contour function
- Integral bed extension of 150mm
- Height range from 240 to 680mm
- Detachable side rails
- Mattress retainers
- Slatted mattress platform
- Excellent ground clearance
- Easy clean, low maintenance
- Easy to operate individually braked castors
- Maximum patient weight 350kg (55 stone)
- Safe Working Load 385kg (60 stone)
- Trendelenburg and reverse trendelenburg

Specification

Height max	680 mm
Height min	240 mm
Back rest angle	0 - 72 degrees
Thigh rest angle	0 - 33 degrees
Safe working load	385kg / 60 stone
Max patient weight	350kg / 55 stone

Overbed Tables



ALT-GL-O – Overbed Table, Oak



ALT-GL-W – Overbed Table, Walnut

The Alerta Gas Lift Overbed Table features an easy lift handle to adjust the table height with minimal effort.

It is finished in oak or walnut and comes with brakes on the two rear castors. The table has a laminate top and comes with a wheelchair accessible base design.

Specification

Max weight capacity	15kg
Height adjustment range	80 - 105cm
Table top dimensions	80 x 40cm

Grab Rails



The Grab Rail is suitable for patients with some mobility who require additional support while standing up from the bed or sitting back down and can be placed anywhere along the bed frame. It can be secured using 2 easy grip hand knobs and it cannot be used in conjunction with side rails.

Specification

Overall height	628 mm
Overall height (from platform)	450 mm
Overall width	225 mm

FULL RANGE OF ACCESSORIES FOR ALL BEDS AVAILABLE.  
PLEASE CONTACT FOR MORE DETAILS

Alerta Mobile Cushion



ALT-215/04 – Alerta Mobile – a battery powered alternating pressure relieving cushion system for effective prevention and treatment of patients at high risk of developing a pressure ulcer in hospital, nursing and care home environments.

Specification

Cushion Dimensions	45 x 50 x 10 cm
Cushion Weight	2.4kg (5.3lb)
Cell Structure	Cell-on-foam

Alerta Partner Cushion



ALT-213/02 – Alerta Partner – an alternating pressure relieving cushion system with a 2” foam base for effective prevention and treatment of patients at high risk of developing a pressure ulcer in hospital, nursing and care home environments.

Specification

Cushion Dimensions	45 x 45 x 10 cm
Cushion Weight	1.4kg
Cell Structure	Cell-on-cell-on-foam



CareFree Foam Cushion

Pressure Reducing Foam Cushion



The Carefree Cushion reduces pressure ulcers by re-distributing body weight.

Available to fit both wheelchairs and lounge chairs the Carefree Cushion provides a comfortable cost-effective option for pressure reduction in patients considered to be up to a medium risk. Used in combination with a Carefree Mattress provides a 24-hour pressure care package.

The 2-way stretch, waterproof and vapour permeable cover promotes comfort and assists infection control.

Specification

Max user weight	95 kg / 15 stone (2") 140 kg / 22 stone (4")
Cushion dimensions	43cm x 43cm x 5cm 43cm x 43cm x 10cm 51cm x 51cm x 5cm 51cm x 51cm x 10cm
Fire retardancy	BS7177 (Crib 5)

Supreme Trinity

Pressure Re-distributing Foam Cushion



The Supreme Trinity cushion incorporates a combination of visco elastic and CMHR foam providing excellent pressure re-distribution coupled with offering high levels of patient comfort.

The CMHR foam base offers strength and support and prevents the cushion from "foam fatigue".

Specification

Max user weight	178 kg / 28 stone
Fatigue class	Severe
Foam density	29-31 kg/m3

Viola II Cushion

Dynamic Cushion




The Viola II dynamic cushion offers continuous pressure relief and support for seated patients at a Very High Risk of developing pressure ulcers. When combined with an Ultimate Healthcare dynamic mattress system the Viola II offers an affordable preventive package around the clock.

Offering high levels of patient comfort and pressure relief the Viola II can support patients up to 220kg and can be used on a range of chairs.

Specification

Alternating Cycle	Moulds to patient shape, providing excellent comfort & pressure re-distribution properties.
Comfort control	Manual pressure adjustment allows the system to be set-up for optimal performance to suit individual patient comfort or clinical requirements.
Audible & visual alarms	Low pressure and power failure alarms enhance patient safety and ensures peace of mind for nursing staff.

Flame Retardant Polyester Bedding



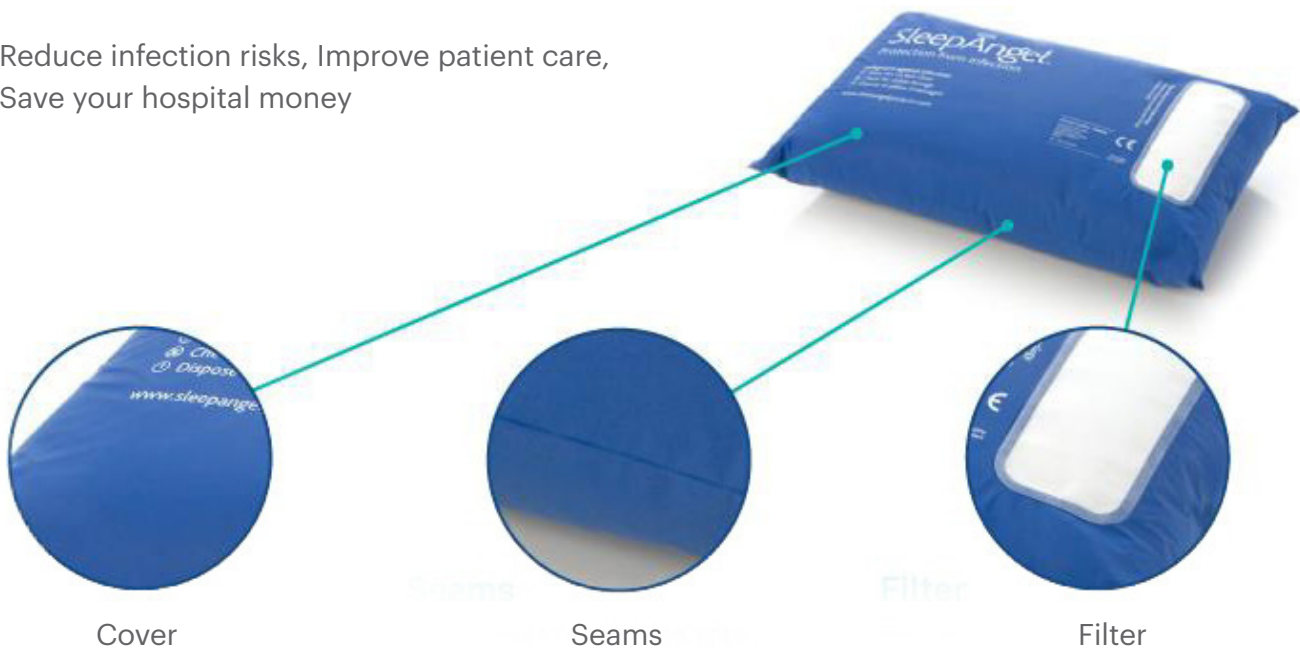
MIP's polyester bedding is easy to process and Flame Retardant to British Standard BS.

Available in all sizes and colours



Sleep Angel Medical Pillow

Reduce infection risks, Improve patient care,  
Save your hospital money



Virus and allergen free pillow for your risk-free rest and recovery SleepAngel is a hermetically sealed cushioning device with PneuMaPure filter technology to fight healthcare-associated infections (cross-infection between patients) as it stays clean inside and the external cover can be disinfected without dry cleaning or machine wash (or the need of additional protective covers).

SleepAngel pillow is an effective barrier to allergens, pathogens, viruses (incl. Coronavirus), mould and bugs (bed bugs, dust mites).

Cover

Durable, soft touch fabric that is waterproof and stain resistant, yet vapour permeable for comfort.

Seams

Seams welded on all sides, not a stitch in sight, protects against ingress of microbes.

Filter

Our award winning breakthrough. Allows clean air out and blocks hospital pathogens getting inside.

Sleep Angel Medical Duvet



The SleepAngel® duvet provides a clinically proven barrier to contamination and features the patented PneuMaPure™ filter technology.

This filter technology enables the pillow to ventilate, so it is comfortable, but prevents the passage of liquids and airborne pathogens that colonise the interior of standard bedding products.

Specification

Filling	Soft thermo-bonded polyester wadding
Density	200g / m <sup>2</sup>
Thermal resistance	40 TOG
Standard size	138 x 198cm
Weight	1600g



Wipe Clean Pillow



Features

Fluid proof latex free, breathable pillows come with an impermeable cover and resilient polyester inner fill. By having a simple, wipe clean surface, these pillows and duvets require no laundering whilst being comfortable, hygienic and economical.

Flame Retardant to British Standard BS 7175.

Specification

Filling	Soft thermo-bonded polyester wadding
Density	200g / m <sup>2</sup>
Standard size	48 x 66 cm

Wipe Clean Duvet

Features

Fluid proof latex free, breathable duvets come with an impermeable cover and resilient polyester inner fill.

By having a simple, wipe clean surface, these pillows and duvets require no laundering whilst being comfortable, hygienic and economical.

Flame Retardant to British Standard BS 7175.

Specification

Single Bed 10.5 Tog	140 x 200 cm
Double Bed 10.5 Tog	200 x 200 cm
Single Bed 4.5 Tog	140 x 200 cm



Outer: Polyester fabric with a Polyurethane coating.  
Filling: 100% Polyester

Walking Frame



The walking frame can be used by those who have difficulty walking. It provides additional support when moving around, sitting, or standing and can be used indoors or outdoors.

The walking frame is height adjustable to suit the user and features ergonomic hand grips.

The frame is lightweight, sturdy and can be supplied with wheels or non-slip rubber ferrules.

Specification

Max user weight	160 kg / 25 Stone
-----------------	-------------------

Toilet Frame



Benefits

- Provides support when toileting and is suitable for users who require help in standing or sitting.
- Height and Width adjustable.
- The toilet frame is strong, easy to use and ensures user comfort and safety.

Specification

Overall height	645 - 790mm
Overall depth	460mm
Overall width	580mm – 730mm
Max user weight	190kg (30 stone)

Glideabout Commode



Versatile commode for safe and reliable movement of the user. Durable finish suitable for repeat cleaning.

Four individually braked castors. Swing away & detachable hangars with flip up footplates and heel loops.

Removable armrests to aid patient transfers. Waste pot loads from the rear so can be removed while the user is sitting in the chair.

Tool free assembly Pram style push handle.

Specification

Seat size	430 x 430mm
Seat Height	510mm
Max user weight	190kg (30 stone)

Pedal Trainer



Foldable pedal trainer with a 2-coloured steel frame. The pedals have safety straps and the pedal resistance can be adjusted.

Model with LCD Display The 272003 model differs from the 272002 model on the additional multifunctional LCD display.

Specification

Size (unfolded)	44 x 39,5 x 23 cm
Size (folded)	44 x 27 x 14 cm
Weight	2,16 kg (2,45 kg)
Max. load	100 kg



Bathroom Aids



The Alerta Mobile Shower Chair has 2 rear braked castors.

136kg weight capacity

The Portable Toilet Surround with Adjustable Height is designed to make using the toilet easier for users in nursing and home care.

Overall Height: 68-80.7cm



Transatlantic Rollboard



Specification

	Special Edition SE30	Special Edition Mini 30 (foldable)	Special Edition Mini 30 (non-foldable)
Size	180 x 50cm	90 x 50cm	95 x 50cm
Material Rollboard	Polyethylene with gliding fabric, latex free	Polyethylene with gliding fabric, latex free	Polyethylene with gliding fabric, latex free
Material Cover	Gliding fabric with coated silver cover	Gliding fabric with coated silver cover	Gliding fabric with coated silver cover
Features	Radiolucent, max. endurance 200kg; with Transa gliding foil max. endurance 300kg	Radiolucent, max. endurance 200kg; with Transa gliding foil max. endurance 300kg	Radiolucent, max. endurance 200kg; with Transa gliding foil max. endurance 300kg

## Evacuation Sheets



### Fire Evacuation Sheet

The Fire Evacuation Sheet is designed to be used in conjunction with standard foam mattresses. During evacuation the straps are secured around the mattress and patient who is then evacuated to safety.

This sheet features a silicone coated side to aid swift and easy movement of the device across all surface types.

The red polyester fabric is Fire Retardant and extremely strong and has been vigorously tested.

### Evacuation Sheet for Active Mattress

This Evacuation Sheet is designed to take an active air mattress. In the event of an evacuation the service user is secured to the mattress using the straps on the evacuation sheet and moved to safety along with the mattress. Suitable for both Replacement and Overlay mattresses.

The red polyester fabric is Fire Retardant and extremely strong and has been vigorously tested.



### Wall Mounted Evacuation Mattress with Storage Bag

This popular product includes a storage bag and is designed to be mounted on a wall until needed. The Wall Mounted Evacuation Mattress includes a 50mm foam base to support the patient during evacuation. During evacuation the patient is placed on the mattress, secured using the straps provided and evacuated to safety.

The red polyester fabric is Fire Retardant and extremely strong and has been vigorously tested.

Birdie Evo Hoists



Specification

Birdie Evo	
Lifting range	415 - 1660 mm
Safe working load	180 kg
Turning diameter	1400 mm

Birdie Evo Compact	
Lifting range	530 - 1590 mm
Safe working load	150 kg
Turning diameter	1070 mm

Birdie Evo Plus	
Lifting range	415 - 1660 mm
Safe working load	180 kg
Turning diameter	1400 mm

Options and accessories:

- Electrical or mechanical leg spread
- Electrical or mechanical emergency lowering
- Snap lock for optimal security
- Selection of 2 point or 4 point spreader bars in various sizes
- Extensive range of durable slings available in various sizes, styles and fabrics
- Lever for mechanical leg spread
- Homecare or medical class scale

Blue Flyer Hoists



These mechanical and electrical opening legs versions are extremely easy to use and specially designed to perform secure and comfortable transfers for most patients (180 kg weight capacity with an 8000 N actuator).

A mountable NAUSICAA weighing system to determine the patients weight.

Specification

Battery	Lithium Ion
Cycles	up to 84
Warranty	2 years



Olympic 180 Hoists



The Olympic 180 Hoist benefits from the rigorous ergonomic design procedures and quality checks.

It has been constructed from high quality powder coated steel that will provide years of reliable service.

The hoist boasts an impressive 180kg lifting capacity, powered leg opening and market leading Linak® actuators and motors.

Specification

Safe Working Load	180kg (28 Stone)
Lifting Range	1755mm
Product Length	1265mm
Product Height	1335mm (lowest) 2010mm (highest)

Leg Inside Width	490mm (closed) 1075mm (open)
Castor Size	75mm (Front) 100mm (Rear)
Carrier Bar Type	3 Hooked safety attachments for loop slings

Way Up 5 Hoists



This mechanical or electrical opening legs version makes it easy to fit around armchairs or wheelchairs.

Both models are perfectly adapted to efficiently perform a change of the patient's lower body and can be used as a walking aid by removing the foot platform.

Specification

Battery	Lithium Ion
Cycles	up to 312
Warranty	2 years

In Chair Hammock Sling



The In Chair Hammock Sling is designed to provide full support to the neck, back and shoulders.

Comes with hip straps, pommel and pockets to tuck lifting straps into

Specification

Safe Working Load Polyester	400kg (62 Stone)
Safe Working Load Super Soft	300kg (42 Stone)

Stand-aid Sling

The Stand-Aid Sling is designed to assist with the standing process using a hoist.

It is fully padded with non-slip mesh and adjustable body belt for added security



Specification

Safe Working Load Polyester	400kg (62 Stone)
-----------------------------	------------------

Toilet / Dress Sling



The Toilet / Dress Sling has been designed to help facilitate with the toileting process.

Easy to fit with good access allowing for the removal of clothing.

Specification

Safe Working Load Polyester	400kg (62 Stone)
-----------------------------	------------------

Universal Deluxe Sling



The Universal Deluxe Sling is a hybrid sling designed to offer the full support of a hammock sling with the function of a universal

Specification

Safe Working Load Polyester	400kg (62 Stone)
Safe Working Load Super Soft	300kg (42 Stone)



## Car Transit Wheelchair



ALT-1100 - Alerta Car Transit Wheelchair - is crash tested and comes with drop down armrests, swing away detachable footrests, arm pads and rear brakes, with 30cm rear wheels and 20cm front wheels, all with puncture proof tyres. Seat is 40cm deep x 43cm wide.

### Key Features and Benefits:

- Crash tested
- Drop down arms
- Padded armrests
- Swing away detachable footrests
- Puncture proof tyres
- Max user weight: 115kg

## Self-Propelled Wheelchair



### Key Features:

- Made with a strong steel framework
- Wheel grips for full user control
- Full-length padded armrests for comfort
- Armrests are detachable for versatility
- Armrests allow user to sit at tables
- Black fire-retardant seat material
- Heel support strap to keep the user in place
- Real wheel brakes for safety
- PU puncture-resistant tyres
- Equipped with an 18-inch width seat
- Swing away and removable footrests
- Folding back for easy storage
- Supplied with an instruction booklet and tools
- Weight: 15.6 kg
- Max loading weight: 110kg

This wheelchair has been built to last, with a number of safety features to keep it rolling for years to come and keep the user safe while doing so. New PU tyres ensure that punctures are a thing of the past, while rear wheel brakes stop the wheelchair from moving when it shouldn't be.

To support the user, a heel support strap and padded detachable armrests are fitted, making for secure and easy operation while remaining versatile.

Bed Pressure Mat

The air-filled pressure mat is placed under the mattress and is connected to the control box.

As someone gets out of bed the reduction in air pressure in the pressure mat is detected by the control box. The red light on the control box turns on and the alert is triggered.




The Airlert™ Chair Pressure Mat alerts as soon as someone gets out of a chair. The mat can be positioned above or below the seat cushion depending on the type of chair.

Crash Mats

Crash Mats provide added safety on the floor around the bed.



Folding Crash Mats offer the same level of safety as the standard product, but with the advantage of being folded and easily stored when not in use.



Cambridge Chair

Wilcare’s best selling two-motor hoist friendly chair, ideal for healthcare environments. This model features easy-to-clean vinyl fabric with contoured foam backrest and built-in pressure care seat.



Specification

	Small	Medium
User weight	19 Stone	19 Stone
Seat width	18"	20"
Seat depth	17"	17"
Seat height	20"	20"

	Small	Medium
Back height	28"/31"	28"/31"
Overall width	28"	30"
Overall depth	34"	34"

Haven Chair



Haven Retro styled design, beautifully tailored, haven is elegantly contoured, compact and practical in every way.

The design features the accentu8 ‘ripple’ cushion back as a modular, flexible and supportive solution to the traditional ‘waterfall’ back.

Haven evokes a sense of nostalgia with a classic Scandinavian touch for a timeless modern look and a modern feel.

Specification

	Compact	Standard	Large
User weight	25 Stone	25 Stone	25 Stone
Seat width	18"	18"	18"
Seat depth	20"	20"	20"
Seat height	16"	18"	20"



Lotus Chair



Our expression of practical, functional easy-living design. Slim-line and compact, lotus is elegant and modern, designed to complement or blend with many environments.

The design addresses the ease of which a user gets in, up and out of the chair.

Lotus provides supportive postural comfort that is easy to live in, easy to live with.

Specification

	Compact	Standard	Large
User weight	25 Stone	25 Stone	25 Stone
Seat width	18"	18"	18"
Seat depth	20"	20"	20"
Seat height	16"	18"	20"

Eton Chair



Classically styled electric rise and recline chair with a waterfall back design to fully support the user from their head to their lumbar region. The eton offers comfortable relaxation at great value.

Specification

	Petite	Standard	Grande
User weight	19 Stone	19 Stone	19 Stone
Seat width	18"	18"	23"
Seat depth	18"	20"	20"
Seat height	16"	18"	18"

	Petite	Standard	Grande
Back height	27"	30"	30"
Overall width	30"	32"	35"
Overall depth	33"	35"	35"

## TV / Media Protection



Our range of TV and Media protection cabinets feature lockable screens constructed from high quality polycarbonate which is safe and immensely strong.

As well as offering full protection to TVs and other media devices in challenging environments, their domestic, elegant design also goes a long way towards creating a welcoming, homely atmosphere.



And as our customers have such an interesting variety of things to protect and display (we've even made fish tank protection units!) we also routinely produce bespoke one-off cabinets to really personalise your media protection.

## Lounge Seating

The Corfton Sofa is a stylish compact sofa with loose seat and back cushions designed to be used in challenging behaviour environments. The settee features piping to the cushions and has hidden staples and tamper resistant screws where visible.

We offer the chair in a wide range of waterproof fabrics and vinyls. Complies with BS 7176:2007 Medium Hazard ( Crib 5 ).



The Stokesay armchair is a classic looking chair with loose seat and back cushions designed to be used in challenging behaviour environments. The chair features piping to the cushions and has hidden staples and tamper resistant screws where visible.

Complies with BS 7176:2007 Medium Hazard ( Crib 5 ). We offer the chair in a wide range of waterproof fabrics and vinyls.

WE OFFER A FULL RANGE OF FURNITURE TO SUIT YOUR EVERY  
NEED, PLEASE CONTACT US FOR MORE INFORMATION

Tough Furniture



Generous sized adult bean bag with stitched and heat sealed seams available in a wide range of vinyl upholstery. Available in Crib 5 or Crib 7 fire rated upholstery options.

Tough Plus Bed – constructed with a solid beech timber leg with 18mm melamine faced MDF panels edged with 2mm ABS edging tape. Solid 18mm base. The interior features mortice & tenon joints with a solid 24mm plywood bearer with heavy duty steel clips and a reinforcement bar below the solid bed base to create a robust bed frame.



Foam mattress with vinyl cover. Seams stitched and heat sealed. Waterproof, wipe clean, hygienic and tear resistant for challenging environments.

WE PROVIDE

- Annual or Bi-annual service of equipment
- 24 hour breakdown cover including weekends
- Equipment delivery, installation and training
- Fully qualified service technicians
- Rental
- Decontamination

OUR PRODUCT RANGE

- Mattress
- Beds
- Hoists and Slings
- Cushions
- Wheelchairs
- Tough Furniture
- Specialist Seating
- Daily Living Aids

Please contact us for a quotation for the servicing and repair of medical equipment today.

CALL 061 479 003

Sales & Operations Manager:  
**Jonathan Slattery**

✉ jonathans@creggmedical.ie  
☎ 086 027 8831







**CREGG Medical Headquarters**

100 - 101 Shannon Industrial Estate, Co Clare. V14 PH21

[www.creggmedical.ie](http://www.creggmedical.ie)

[info@creggmedical.ie](mailto:info@creggmedical.ie)

061 479 003

